



Leviton Architectural Edition™ powered by JBL® Installed Home Theater Speaker Components and Systems

Installation-engineered in-wall and in-ceiling speakers for residential surround-sound systems, plus selected enclosed speakers for special home theater applications.

JBL systems measure up to a higher standard than “home” theater, because more JBL speakers are found in film recording studios and behind the screens of the world’s best movie theaters than any other brand.

In the Leviton Architectural Edition powered by JBL program, the same professional features and technologies that set JBL apart from the rest in professional applications are now available for installation into advanced home theater systems—including leading-edge driver materials for clarity and definition, advanced crossover networks for signal purity, and “overbuilt” magnetic structures for maximum output and long-term reliability. Even the acoustically transparent grilles concealing this speaker technology

are inspired by JBL’s years of professional experience in behind-the-screen theater sound systems.

Leviton Architectural Edition powered by JBL speaker systems are sure to bring the home theater experience to a whole new level.

JBL, Hollywood and the music industry go way back... All the way to 1928 when James B. Lansing played a leading role in making movies talk. The company he founded that bears his initials—JBL—has gone on to become the brand more film and music professionals rely on than any other to mix, master and monitor their work. JBL systems are used in theaters, clubs, concerts and recording studios around the world. Why build anything less into the home?

AEI55, AEI65, AEI80, AEC65, AEC80, AEM65, AECCS, AESUB

APPLICATION

Home Theater In-Wall Speakers

For home theater applications, the **Leviton/JBL AEI65 and AEI80 In-Wall Speakers** are an excellent choice for front (left and right) home theater installations as well as the best choice for surround-sound use. Their Elliptical Oblate Spheroidal™ (EOS™) Waveguide, based on JBL's renowned line of professional studio monitors, improves high-frequency sound dispersion allowing the in-wall speakers to generate a sharply focused front sound field for precise soundtrack imaging.

The **Leviton/JBL AEI55 Two-Way In-Wall Center Channel Speaker** with EOS waveguide technology is a state-of-the-art "array" design that can be used as both a low-profile installed front center channel speaker (and rear center in a 6.1 system) and as an extreme performance left/right speaker in a no-compromise home theater system, to perfectly match the center channel.

Home Theater In-Ceiling Speakers

When room aesthetics are critical, the **Leviton/JBL AEC65 and AEC80 Ceiling Speakers** may be used in surround-sound installations. The JBL low-diffraction swivel tweeter makes it easy for the installer to optimize the sound field for a particular listening room's geometry.

The **Leviton/JBL AEM65 Two-Channel Stereo Speaker** is a unique design suitable for surround-sound installations where a minimum of holes in the ceiling is desired. With this product, it is possible to produce both left and right surround-sound channels from a single speaker location. The AEM65 "sums" two stereo channels in a single speaker through its dual tweeter array and dual voice coil design.

Home Theater Add-On Free-Standing Component Loudspeakers

The Leviton Architectural Edition offers a free-standing two-way Center Channel and a 12 inch Subwoofer to augment installed residential home theater speakers.

AECCS Dual 5 inch Two-Way Shelf-Mount Center Channel Loudspeaker is a free-standing (non-installed) center channel speaker that's ideal for applications where an installed speaker is not practical (such as a home theater system in a large entertainment center where an in-wall speaker would be blocked). The AECCS is an enclosed shelf-mounted speaker that can keep up with the most advanced in-wall installed left and right speakers available, including the Leviton/JBL AEI55.

AESUB Powered 12 inch Subwoofer with 400-Watt Amplifier
A free-standing (non-installed), powered (amplified) subwoofer which can be used to reinforce the performance of in-wall and in-ceiling installed speaker systems. The AESUB can be unobtrusively placed behind furnishings to provide a high-impact low-frequency acoustical foundation to make sound effects come alive and complete the home theater viewing experience. Adjustable phase and crossover controls allow the subwoofer to be matched to a wide range of listening rooms and systems.

FEATURES

All In-Wall and In-Ceiling Speakers

- JBL titanium-laminate drivers (AEI65/80 in-wall and AEC65/80 and AEM65 in-ceiling models) or pure titanium tweeter and polymer-coated aluminum woofers (AEI55 installed center channel model) for maintaining musical accuracy and clarity even at frequency extremes
- Straight-line Signal Path™ (SSP™) crossover network for minimal signal distortion
- Long-excursion woofers with butyl-rubber half-round surrounds and extended pole-piece magnetic structures for maximum bass impact and dynamic range
- Low-diffraction, swivel-tweeter mounting system for optimum stereo imaging
- Heavy-duty push-type input terminals for long-term connection integrity
- Integrated dog-ear mounting brackets (optional rough-in kits available for pre-construction installation in new homes)
- Acoustically-transparent paintable baffles and grilles

AECCS Dual 5 inch Two-Way Shelf-Mount Center Channel Loudspeaker

- Straight-line Signal Path™ (SSP™) crossover network for minimal signal distortion
- Dual 5 inch JBL PolyPlas™ cone woofers
- FreeFlow™ flared port for increased bass response without adding unwanted port noise
- Elliptical Oblate Spheroidal™ (EOS™) Waveguide technology for improved high-frequency dispersion

AESUB Powered 12 inch Subwoofer with 400-Watt Amplifier

- High efficiency, high current switching amplifier
- JBL's PolyPlas™ woofer for low frequencies
- FreeFlow™ flared port for increased bass response without unwanted distortion or boominess
- Variable low-pass crossover frequency controls and a phase switch allow the AESUB to be adjusted to a room's particular acoustics and an individual's personal preference
- LFE and line level inputs for maximum connection flexibility

SPECIFICATIONS

AEI55 Dual 5 inch Two-Way In-Wall Center Channel Home Theater Loudspeaker

Driver complement:	1 in (25 mm) pure titanium dome tweeter; two 5 in. (125mm) polymer-coated aluminum woofers
Frequency Response (-10dB):	40 Hz-20 kHz
Sensitivity (2.83V/1m):	88 dB
Power Handling:	120 Watts
Impedance:	Nominal 8 Ohms
Physical Dimensions and Weight:	
Height:	7.5 in (191 mm)
Width:	5.37 in (391 mm)
Depth:	3.87 in (98mm)
Mounting Cutout size:	14 in x 6 in (356 mm x 152 mm)
Weight:	5.7 lb/2.6 kg per speaker

AEI55, AEI65, AEI80, AEC65, AEC80, AEM65, AECCS, AESUB

AEI65 6.5 inch (170 mm) Two-Way In-Wall Loudspeaker

Driver complement: 1 in (25 mm) titanium-laminate dome tweeter; 6.5 in (170mm) titanium-laminate woofer
 Frequency Response (-10dB): 38 Hz-20 kHz
 Sensitivity (2.83V/1m): 88 dB
 Power Handling: 80 Watts
 Impedance: Nominal 8 Ohms
 Physical Dimensions and Weight:
 Height: 11 in (279 mm)
 Width: 8.5 in (226 mm)
 Depth: 3.87 in (98 mm)
 Mounting Cutout size: 7.13 in x 9.69 in (181.1 mm x 246.1 mm)
 Weight: 5 lb/2.3 kg per speaker
 Sold in pairs

AEI80 8 inch (200 mm) Two-Way In-Wall Loudspeaker

Driver complement: 1 in (25 mm) titanium-laminate dome tweeter; 8 in (200mm) titanium-laminate woofer
 Frequency Response (-10dB): 30 Hz-20 kHz
 Sensitivity (2.83V/1m): 89 dB
 Power Handling: 100 Watts
 Impedance: Nominal 8 Ohms
 Physical Dimensions and Weight:
 Height: 13.12 in (333 mm)
 Width: 10.12 in (257 mm)
 Depth: 4 in (102mm)
 Mounting Cutout size: 8.88 in x 11.81 in (225.55 mm x 299.97 mm)
 Weight: 7.8 lb/3.5 kg per speaker
 Sold in pairs

AEC65 6.5 inch (170 mm) Two-Way In-Ceiling Loudspeaker

Driver complement: 1 in (25 mm) titanium-laminate dome tweeter; 6.5 in (170mm) titanium-laminate woofer
 Frequency Response (-10dB): 40 Hz-20 kHz
 Sensitivity (2.83V/1m): 88 dB
 Power Handling: 80 Watts
 Impedance: Nominal 8 Ohms
 Physical Dimensions and Weight:
 Diameter: 9.18 in (233 mm)
 Depth: 4.25 in (108 mm)
 Mounting Cutout size: 7.88 in (200.16 mm) Diameter
 Weight: 4.5 lb/2.0 kg per speaker
 Sold in pairs

AEC80 8 inch (200 mm) Two-Way In-Ceiling Loudspeaker

Driver complement: 1 in (25 mm) titanium-laminate dome tweeter; 8 in (200mm) titanium-laminate woofer
 Frequency Response (-10dB): 32 Hz-20 kHz
 Sensitivity (2.83V/1m): 89 dB
 Power Handling: 100 Watts
 Impedance: Nominal 8 Ohms

Physical Dimensions and Weight:

Diameter: 10.87 in (275 mm)
 Depth: 4.25 in (108 mm)
 Mounting Cutout Size: 9.5 in (240 mm) diameter
 Weight: 5.6 lb/2.5 kg per speaker
 Sold in pairs

AEM65 6.5 inch (170 mm) Two-Channel/Single-Location Two-Way In-Ceiling Loudspeaker

Driver complement: Dual .75 in (19mm) titanium-laminate dome tweeter; One 6.5 in (170mm) Dual voice-coil titanium-laminate woofer
 Frequency Response (-10dB): 40 Hz-20 kHz
 Sensitivity (2.83V/1m): 88 dB with both channels driven
 Power Handling: 100 Watts (50Watts/channel)
 Impedance: Nominal 8 Ohms
 Physical Dimensions and Weight:
 Diameter: 9.18 in (233 mm)
 Depth: 4.25 in (108 mm)
 Mounting Cutout Size: 7.88 in (200.16 mm) Diameter
 Weight: 4 lb/1.8 kg per speaker

AECCS Dual 5 inch Two-way Shelf-Mount Center Channel Loudspeaker

Driver complement: .75 in (19 mm) titanium-laminate dome shielded tweeter; Two 5 in (130 mm) PolyPlas™ shielded woofers
 Frequency Response (-3dB): 75 Hz-20 kHz
 Sensitivity (2.83V/1m): 90 dB
 Power Handling: 75W/300W
 Impedance: Nominal 8 Ohms
 Physical Dimensions and Weight:
 Height: 6.5 in (165 mm)
 Width: 20.25 in (514 mm)
 Depth: 9.625 in (244mm)
 Weight: 9.6 lb/4.4 kg per speaker

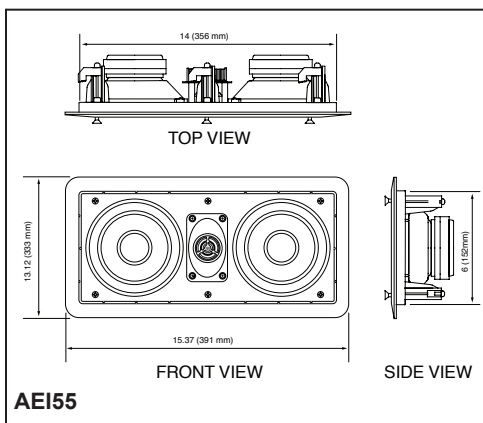
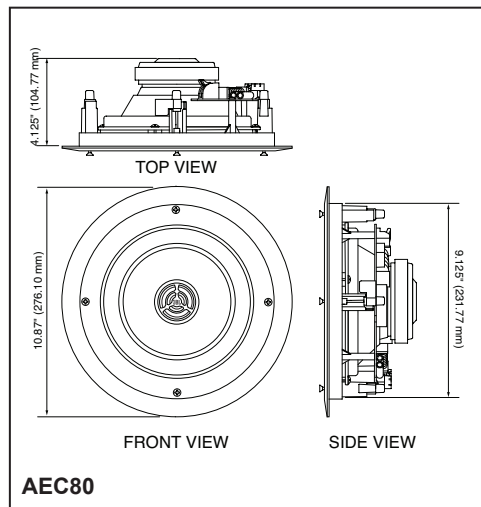
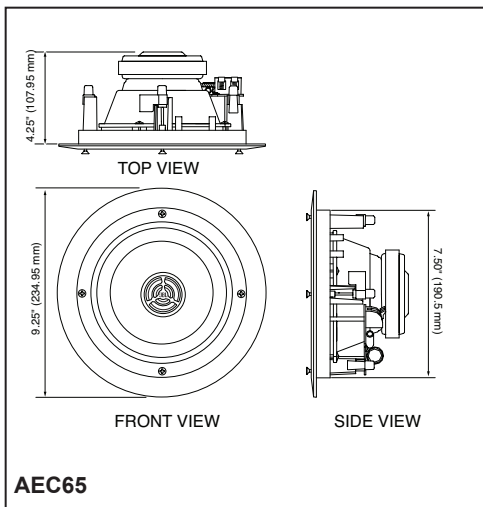
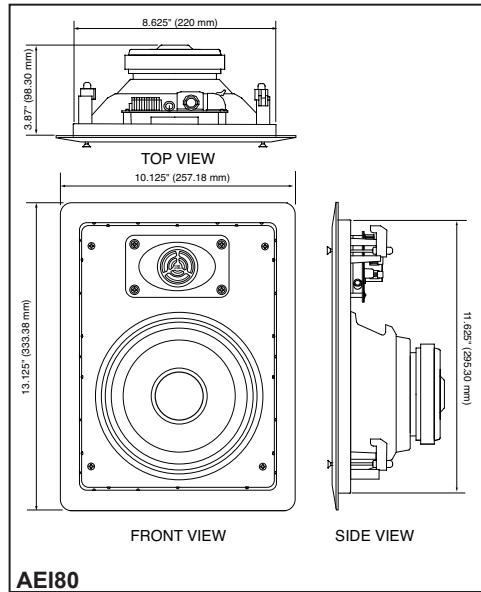
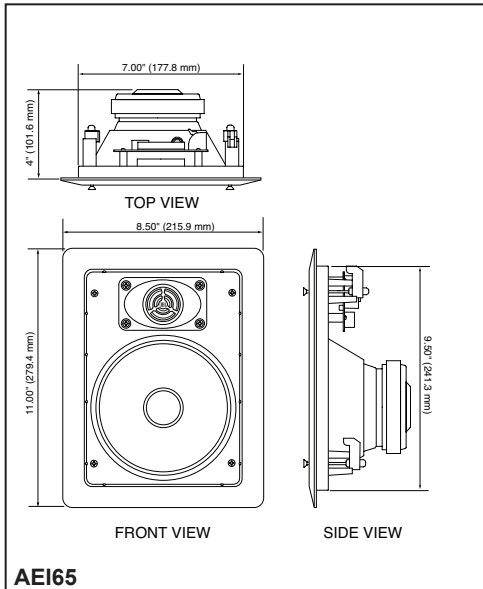
AESUB Powered 12 inch Subwoofer with 400-Watt Amplifier

Driver complement: 12 in (300 mm) PolyPlas™ woofer
 Enclosure type: Front-firing
 Amplifier power output (RMS): 400 Watts
 Dynamic power (peak): 700 Watts
 Subwoofer Frequency Response (+/- 3dB): 25 Hz- low-pass crossover setting (variable)
 Inputs: Line-Level (switchable to LFE)
 Physical Dimensions and Weight:
 Height: 19.75 in (502 mm)
 Width: 15.75 in (400 mm)
 Depth: 16.87 in (428mm)
 Weight: 43 lb/19.5 kg

WARRANTY INFORMATION

For a copy of Leviton product warranties, visit www.leviton.com.

(Installed speakers only)



PART NUMBERS	
Description	Part No.
Dual 5" Two-Way In-Wall Center Channel Home Theater Loudspeaker	AEI55
8" (200 mm) Two-Way In-Wall Loudspeaker	AEI80
6.5" (170 mm) Two-Way In-Wall Loudspeaker	AEI65
6.5" (170 mm) Two-Way In-Ceiling Loudspeaker	AEC65
8" (200 mm) Two-Way In-Ceiling Loudspeaker	AEC80
6.5" (170 mm) Two-Channel/Single-Location Two-Way In-Ceiling Loudspeaker	AEM65
Dual 5" Two-Way Shelf-Mount Center Channel Loudspeaker	AECCS
Powered 12" - 400 Watt Subwoofer	AESUB

AEI55, AEI65, AEI80, AEC65, AEC80, AEM65, AECCS, AESUB

